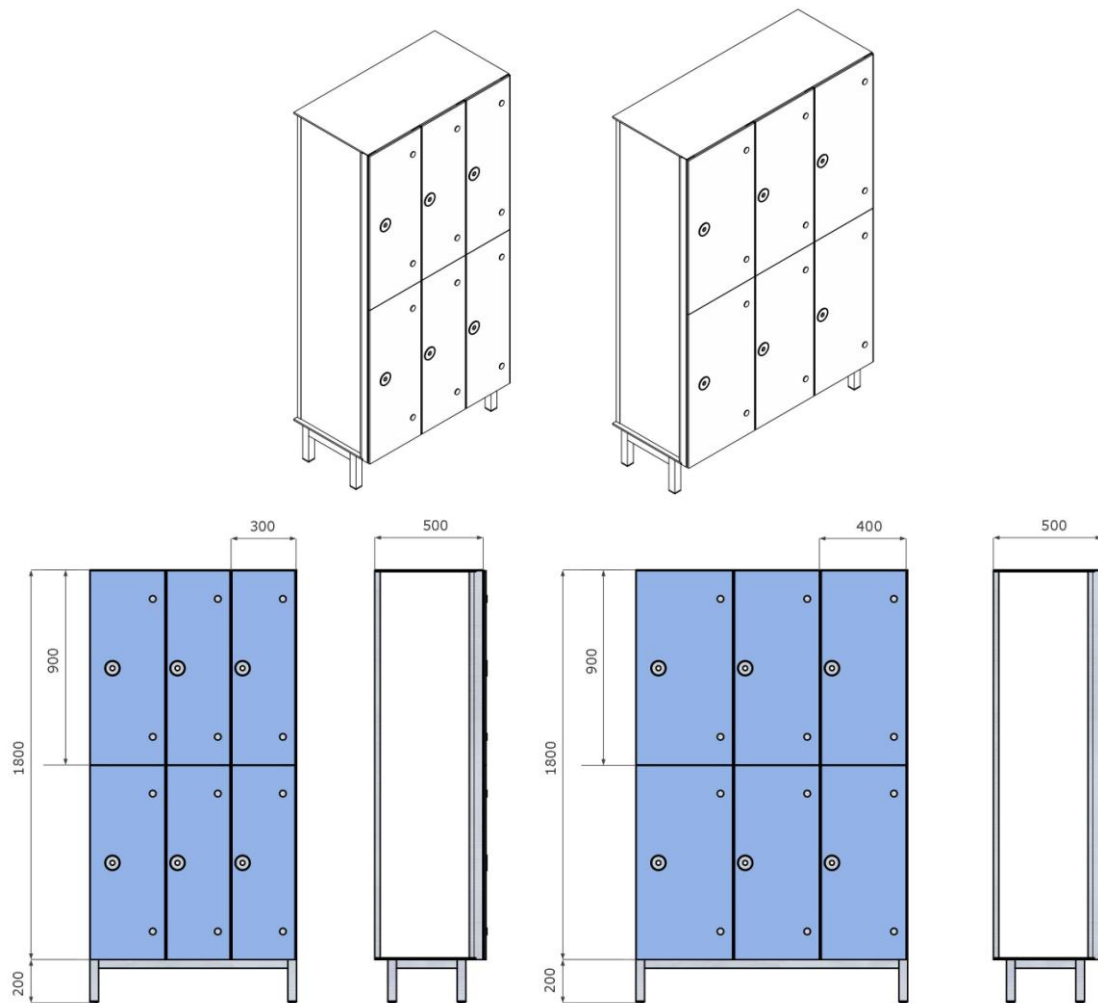


## S102/30 a S102/40



**Locker design:** the locker is split into two equal compartments and designed with greater attention to safety and vandal-proof features, it is a modular structure (the lockers are installed side-by-side). The visible locker side can be terminated with HPL board or glass with various motifs, e.g. a promotion banner. The framework of locker is made of anodised aluminium.

**Aluminium support sections** in the face improve safety at hinges and strengthen the frame around locks.

**Aluminium hinges** always 2 hinges sized 55x80 mm are installed on the aluminium support section on each glass door.

**Centre sections** placed in the locker rear are formed by a "T" section in full height.

**Shelf supports** are stainless, integrated into the locker aluminium section.

**Locker shelves** are riveted into stainless supports.

**Locker plinth** - made of aluminium square tubing sized 30x30x2mm.

**Supporting struts** - adjustable in height and able to compensate for the floor gradient by  $\pm 15$  mm.

**Locker corpus** - made of high-pressure laminate, 4 mm or 8 mm thick.

**Locker doors** - 8 mm thick, made of hardened safety glass with chamfered edges and polished sides.

The glass with printed motif is made on the Rho Vetrocer printer with inorganic ceramic inks resistant to scratch and damp environment. Print resolution up to 800 dpi.

Motifs can be selected from our database or from the range available at the architect, we even provide the option of customised motifs processed by our graphic designer.

**Locker equipment:** 2 side hooks

The locker is provided with attachments for installation of the OTS Ojmar electronic lock.

Locker corpus: colour options per colour card from HPL board manufacturers.

*Details of the supporting aluminium section and hinge on locker S102 with glass door*



*Cross-section of the rear aluminium beam (T) in the locker S102*



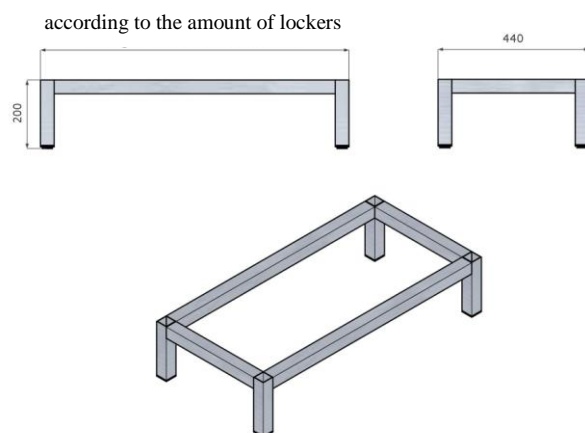
*Cross-section of the rear aluminium beam (T) in the locker S102*



**Plinth installation options:**

- **Standard aluminium**

Aluminium square tubing sized 30x30x2 mm, fitted with alignment struts made of ABS plastic to compensate the floor gradient by  $\pm 15$  mm.



- **Coverage of the aluminium plinth with HPL board**

Plinth fitted with cover slab made of 4 mm HPL

standard colour of cover slab - white

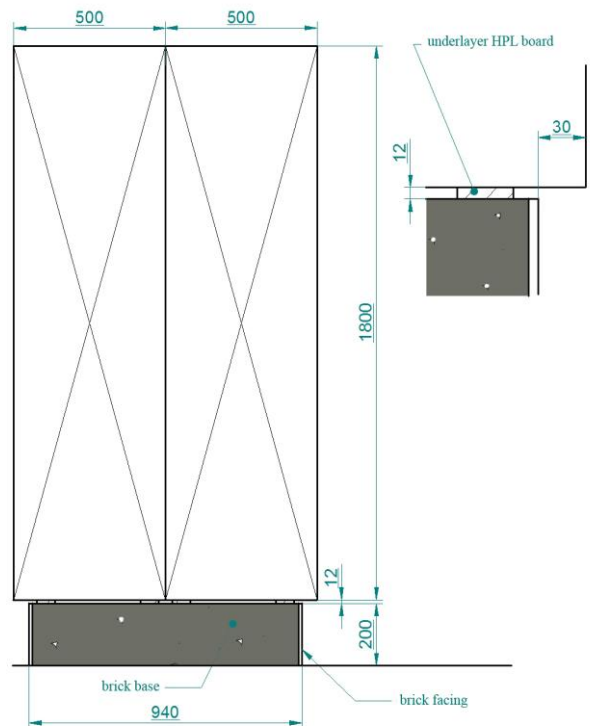
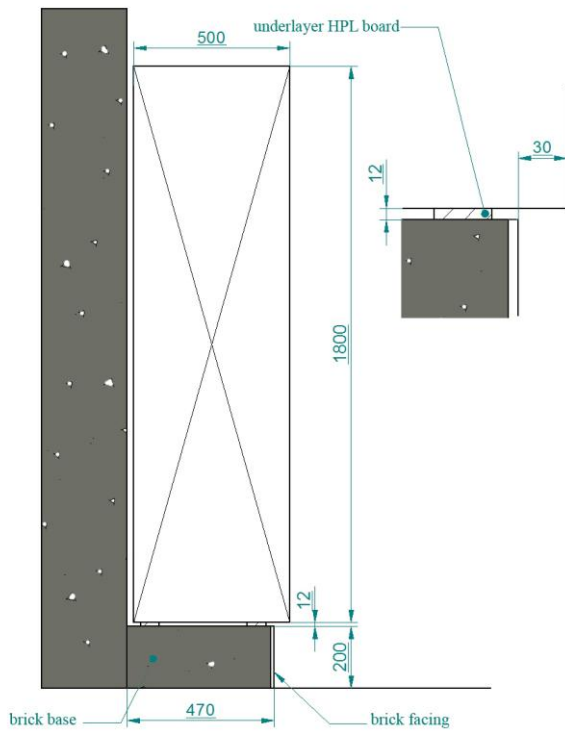
non-standard colour – pastel colour



- **on brick or concrete pedestal**

*Single-sided brick pedestal*

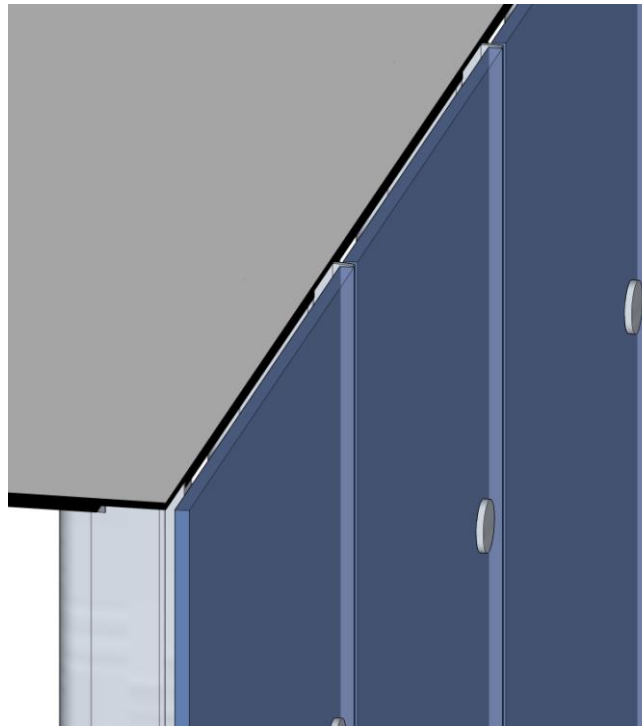
*Double-sided brick pedestal*



## **Locker ventilation**

ensured by means of the rim spacing of glass door from the facing aluminium sections or individual design on the locker rear, openings in the HPL board.

*Detail of the locker door*



## **Locker marking:**

fitted with the aluminium ring around the OTS Ojmar electronic lock as standard, decorated with a disc which can be also printed directly onto the glass for numbering or logo placement.

Placement of numbers, disc graphics or numbering font can be customised.

- *Aluminium disc specimen*



- *Specimen of disc print in motif*



- *Specimen of individual printed number without the lock disc*



The catalogue price (S102/30 and S102/40) is listed per each storage space

